
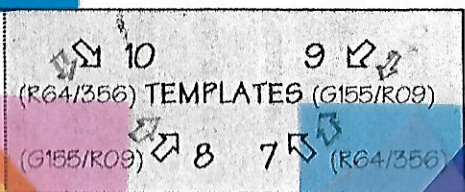
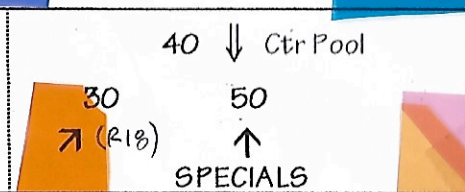
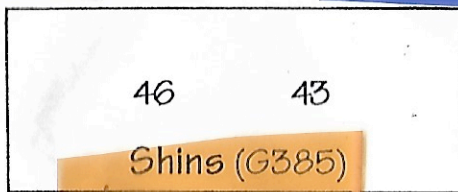
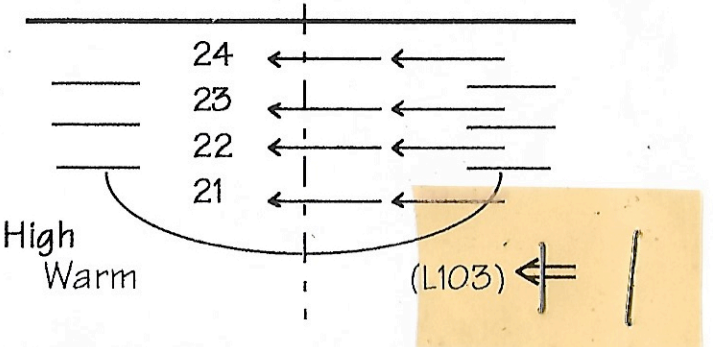
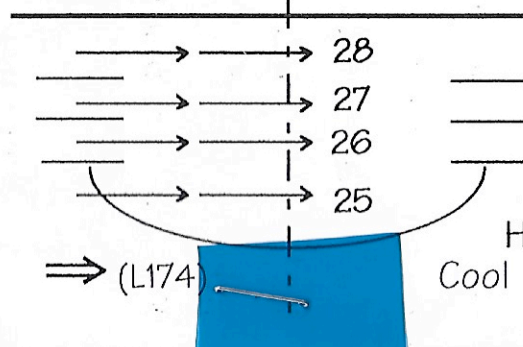
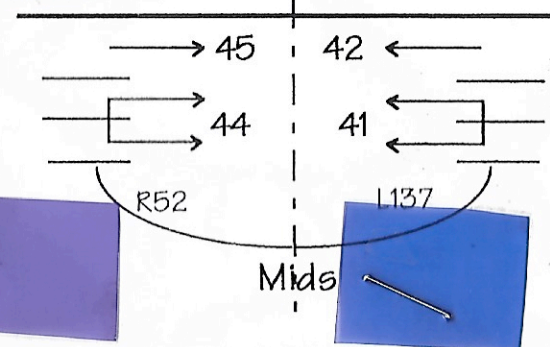
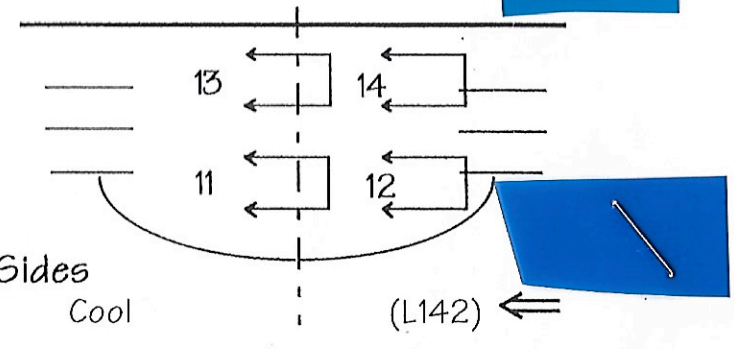
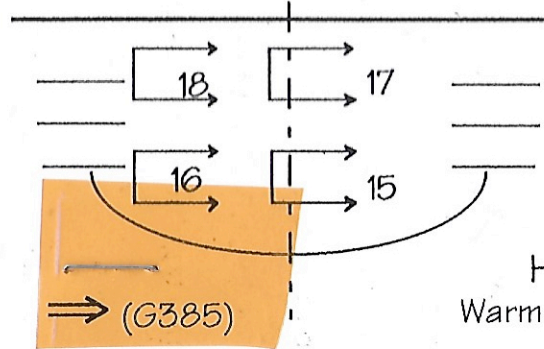
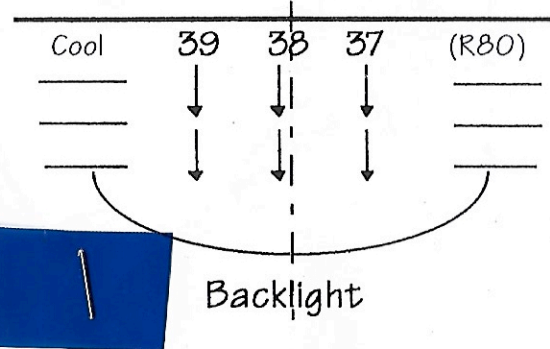
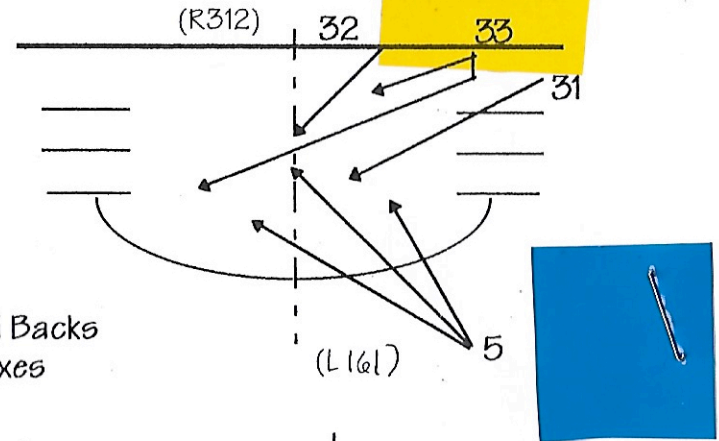
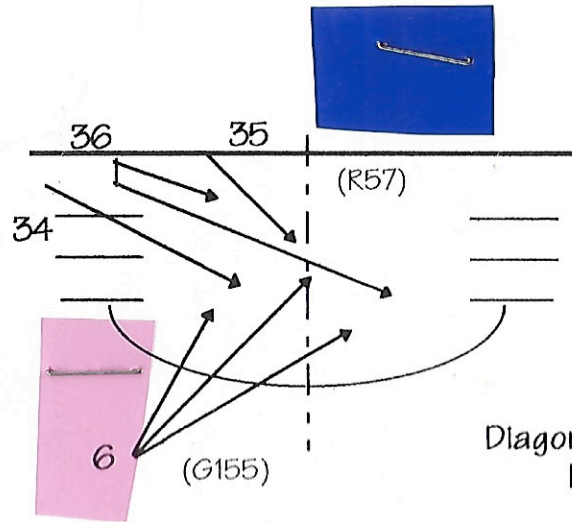
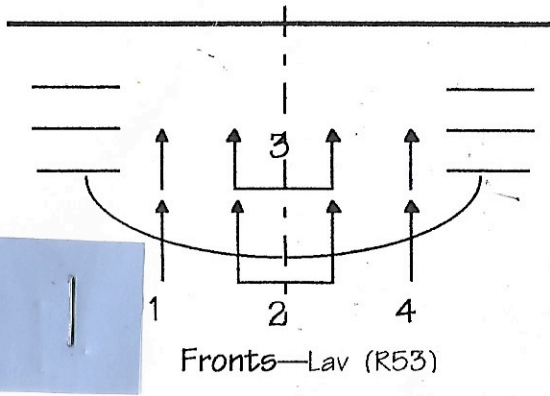


WOMEN IN VEILS
 Ze'eva Cohen, Choreographer
 Susan Chute, LIGHT

Magic Sheet
 7-Apr-97



**Women in Veils
Cue List/Concept sheet**

Handwritten notes:
P.N.S. - 11/11/11

Cue	Time	When called	Description/Notes
10	3	Fade to Black	<u>For Dancers to enter</u>
11	3/4	Dancers in place in center circle	<u>Fade up softly on Circle Center Center center pool & shins only @ low level</u>
12	10/15	First clap (after breathing)	<u>Build light on the circle</u> add Template from UR, yellow dibax from L
13	25/30	Arms over head (after 3rd set of breathing)	Fill out the space: Purp, sand, blue SR, red, green, pais SL <u>Add warm high sides from R, lavmids from L, Warm fr. Box R</u>
14	7/10	After 12 counts of stamping: Call with music go	for drop to ground: KEY: WAR SR, red & pais SL <u>Add Cool high sides to SR only, Warm high sides to SL only. Lose warm high Sides to SR. Add US cir path</u>
15	3/7	Middle group rises (after diag crawls and rolls)	<u>Pull down UR, big diag UL to DR (for dance of fire & earth)</u> Build Di Bax from L and Box Boom from R. Lav Mids from R to 50%.
16	8/8	[after group diag run to DL, bend over, back up] First two to DL (hold arm out)	<u>Anticipate Clump DR and music stop</u> Lose High Sides to SL and US path. Add frt or spec to DR. Lose Mids from SL.
17	2/5	Green at CC, Music Start with ching	<u>Warm up for clapping sequence. Key SL</u> Add front templates. Lose spec to DR and Box Boom light from R. Lose yellow Di Bax from L. All mids to 70%. Shins out. Add US path from L.
18	7/10	Group seated UR finally stands, before clapping stops	<u>for Green duet DS (Build Cool Systems)</u> Add front light to 50% or less. Add Box R. Boost all templates to full. Cool hi sides from L @ 70%. Cool head highs from R at 50%.

Women in Veils
Cue List/Concept sheet

Cue	Time	When called	Description/Notes
19	10/12	Pull DC group SR (for Train) <i>Handwritten: 10/12 16. 2210 2210</i>	<u>Train XL</u> Add warm head hi & shin from L. Lose cool hi sides from L.
20	3/6	Some exiting; Couples DL <i>Handwritten: 2210 + 10</i>	<u>Sextet of Sand and War</u> Lose DR & DC fronts. Lose Box R. Lose Cool head highs from R. Mids from R @ Full. Add Lav Di bax from R. Add Blue Bax to SL only.
21	3/6	Warmer music starts <i>Handwritten: 2010 213/10 2000</i>	<u>Still DL, more romantic, broaden</u> Build Warm Head highs from L. Add Blue Bax to full stage. Add warm Shins from R.
22	4/8	[after rest of company enter L, circle around 2 groups of 3, exit UR] UL to DR: Sand and war <i>Handwritten: 2310 210 2105</i>	<u>Diag UL to DR: Sand & War</u> Kill onstage templates. Lose front light. Add Box from SR. Pull down Warm head highs from L a little.
23	3/7	Train UR claps to UL <i>Handwritten: 1 2 1 2 7 25N</i>	<u>Train XL (key from L)</u> Boost US path. Lose Box from R and Di Bax from R. Lose mids from L.
24	3/5	Fire group X to DR	<u>calm; warmer</u> Add Box from SR & SR spec. Add Warm Hi Sides from R. Lose cool backlight. Lose Lav Mids from R. Boost SR shins.
25	5/7	[after dancers walk US] Ominous tone	<u>light low to floor for roll; calm</u> Front Temps to Full. Cool Box L to 80%. US path to full. Boost US head hi from L. Lose warm high sides to SL.
26	7/10	SL group on floor (ALL OF THEM) <i>Handwritten: 27 10 10 10</i>	<u>Key from R, SL group sleeping, but R dancers will change to war</u> Box Booms & US path & warm high sides to R & shins out. Lav high sides to R at 60%. Lav Di bax from R at 70%. Blue Bax to SL Full. Cool mids from R at low reading.
27	5/10	SL group stylized crawl to SR [like crabs into the sea] <i>Handwritten: 27 10 10 10</i>	<u>Key from R, cooler, darker, feel of seascape</u> Templates full. Blue Bax @ 80%.

Women in Veils
Cue List/Concept sheet

Cue	Time	When called	Description/Notes
28	6/10	→ J14 Sea rises out of group	<u>warmer, Botticelli's Venus, etc., but US cool</u> Add a little front light to center. Pull down templates, warm head highs, lav di box. Add center pool. Add a little warm high sidelight & shins from R to DS 2 planes only.
29	4/6	To final tableau	<u>isolate two in warm light, US line cool</u> kill front light, Box light, High Sides, center pool. Add single yellow Di Back from L to CC.
30	2	Fade to black (Beat after Q 29 completes)	<u>end dance</u> Fade to black
31	2	BOWS	